



# Uniform and Appearance Mitcham Campus




# Version History

Version No.	Description of Changes	Effective Date
V2.0	Updated to be inline with DMS and allocated document ID number.	16/12/2024
V2.1	Minor updates to correctly reflect Junior School uniform policy	16/4/2025



## Contents

1	Purpose .....	4
2	Scope .....	4
3	Principles .....	4
4	Uniform .....	4
4.1	Summer Uniform (Terms 1 and 4) .....	4
4.1.1	Prep - Year 2 .....	4
4.1.2	Years 3 - 6 .....	4
4.2	Winter Uniform (Terms 2 and 3) .....	5
4.2.1	Prep - Year 2 .....	5
4.2.2	Years 3 - 6 .....	5
4.3	Physical Education and Sports Uniform.....	5
5	Appearance .....	6
5.1	Hair.....	6
5.2	Jewellery .....	6
5.3	Kilts.....	7
5.4	Summer Dress.....	7
5.5	Socks .....	7
5.6	Scarves .....	7
5.7	Hats.....	7
5.8	Body Art .....	7
6	Labelling .....	7
6.1	Naming.....	7
6.2	Ragtagd .....	7
7	Casual Clothes Day Requirements .....	8
8	Differentiation.....	8
9	Uniform Infringements (Parents and caregivers).....	8
10	Appendix .....	9



## 1 Purpose

The purpose of this policy is to outline the uniform and appearance standards for students on the Mitcham Campus (Prep—Year 6).

## 2 Scope

This document is applicable to all students at the College in Prep to Year 6.

## 3 Principles

- The Scotch College Adelaide uniform is distinctive. Students are ambassadors for the College when they wear the uniform.
- The College believes that students should develop personal responsibility for the wearing the correct uniform and meeting appearance standards at school; these skills will be required in post-school circumstances.

## 4 Uniform

Students and/or families are encouraged to discuss uniform needs with Uniform Shop staff, who can assist in selecting a uniform that is suitable and appropriate.

Students are to wear one of the following uniforms collections. There is 2 week change over period at the beginning and end of each season.


### 4.1 Summer Uniform (Terms 1 and 4)

#### 4.1.1 Prep - Year 2

- Blue College shorts or skort with Scotch polo shirt, College white sports socks (2 lengths available) and predominantly white, blue or black sneakers/sandshoes (no fluorescents). Blue leather sandals may also be worn.
- In line with our sun protection policy, all students must wear a College bucket hat when outdoors whenever the UV is 3 or above.

#### 4.1.2 Years 3 - 6

- College summer dress OR the summer blouse and navy shorts, with short white socks and black lace-up shoes (or brown/navy leather Roman or T-bar sandals). Ribbons - blue, gold, tartan, fire-engine red, or white only.



- College grey shorts and short sleeve banded shirt, long or mid-length grey socks and black lace-up shoes (or brown/navy leather Roman or T-bar sandals).
- Blazers and ties are optional unless specifically requested to be worn at a formal event/ceremony.

## 4.2 Winter Uniform (Terms 2 and 3)

### 4.2.1 Prep - Year 2

- Navy trousers, a long sleeve polo or rugby jumper, a woollen jumper and a jacket. Students may only wear predominantly white, black or blue sneakers/sandshoes (no fluorescent)
- A navy blue Scotch Hotham rain jacket is an optional item that protects outer garments in inclement weather and may be worn to and from school and at break times.

**Note:** Jackets must be worn to and from the College – this must be the outer garment over the winter uniform (jumper to be worn under the jacket).

### 4.2.2 Years 3 - 6

- Kilt or navy long pants, white long-sleeved shirt, necktie tab and navy blue blazer. Students may wear navy blue socks or tights. They may only wear black lace-up shoes.
- Grey shorts or grey trousers, a blue striped shirt, a Scotch stripe tie, a navy blue blazer and school-issue grey socks. Students may only wear black lace-up shoes.
- A navy blue Scotch Hotham rain jacket is an optional item that protects outer garments in inclement weather.


**Note:**

- The short-sleeved banded shirt may be worn as part of the winter uniform, but must be worn with the College tie (ties are an optional garment under the Summer Uniform only).
- Students must wear their blazer to and from the College – this must be the outer garment over the winter uniform (NB. jumpers to be worn under the blazer).

## 4.3 Physical Education and Sports Uniform

There is no set PE and Sports uniform for students in Prep to Year 2. Students can wear their standard Summer or Winter uniform to PE classes. Note: please see Swimming Lessons uniform information below.

For students in Years 3 to 6 only, the PE uniform consists of the College navy sports shorts, navy/gold stripe polo shirt, sports socks (2 lengths available), predominantly white, blue, or black sneakers/sandshoes (no fluorescent), and sports jacket OR rugby top.



- The uniform should be worn during any PE lesson or timetabled sports or cross country training.
- Students may wear the College rugby top OR sports jacket in cooler weather as the outer garment over their PE uniform.
- Students who participate in competitive sports (Year 4 to 6) representing the College will be advised by the Sports Coordinator as to which uniform items are required for competition. (see Appendix A for key sample items).
- Students attending an overseas sporting exchange (such as the Year 6 Kristin Sporting and Cultural Exchange to New Zealand) may be required to wear either the Sport Jacket OR Rugby top, as stated, as part of the team uniform.

**Note:** Students must wear their rugby top or sports jacket to and from the College as the outer garment of their Sports Uniform when scheduled to arrive or depart in PE/Sports uniform.

## Year 6 Rugby Top

The Year 6 students are invited to purchase a Year 6 rugby top (available for order through Junior School Administration in Term 4 of Year 5).

The Year 6 rugby top can only be worn as the outer garment with the PE uniform.

This piece of uniform must not be worn in place of a blazer (to and from school or for formal occasions)

The Year 6 top cannot be worn for competition sports where students represent the school.

**Note:** This uniform item would be considered a breach of uniform if worn at Middle School the following year.

## Swimming lessons

Reception to Year 2 students wear a navy blue rashie with solar pants for swimming lessons.

Years 3 to 6 students wear either the diamond back one-piece bathers, the swim short and rashie, the training jammers or boardshorts for swimming lessons.


# 5 Appearance

## 5.1 Hair

Must be worn in a conventional style and be a natural colour. Hair must be neat, tidy, combed, off the collar, or tied up. Ribbons may be navy, tartan, white, fire engine red or gold.

## 5.2 Jewellery

One analogue watch\* or bracelet, one fine gold or silver neck chain tucked inside the shirt and one plain ring are permitted (however, discouraged). One pair of plain gold or silver stud earrings may be worn in the lobe and not higher in the ear.



**Note:** \*Smartwatches and mobile devices may not be worn during school hours (they must be handed to Home Group teachers at the beginning of the day).

### 5.3 Kilts

Kilts are worn at or slightly below the knee, not above the knee.

### 5.4 Summer Dress

Summer dresses should be worn at the knee.

### 5.5 Socks

All students must wear school-issue socks that cover the ankle.

### 5.6 Scarves

The uniform rules allow students to wear a scarf in either plain navy blue or the Campbell of Argyll-modern tartan. Scarves are optional and not to be worn indoors.

### 5.7 Hats

Students must wear hats outdoors whenever the UV is 3 or above. Tennis caps and football beanies are only to be worn in the context of their given sports. The College bucket hat (plain or reversible for House) or broad-brimmed hat (designed for Prep to Year 2) must be worn at all other times.

### 5.8 Body Art

Temporary (such as henna and stick-on tattoos) body art is not to be visible with any school uniform or during College activities and events. Nail polish and makeup should not be worn.


## 6 Labelling

### 6.1 Naming

All articles of clothing belonging to students, including shoes, must be clearly marked with at least one initial and surname in full, using either woven name tapes or proper marking ink. Second-hand items must have the original owner's name removed.

### 6.2 Ragtagd

A tracking chip can be purchased from the Scotch Shop and sewn into clothing. Clothing items are returned to Junior School as lost property is detected and a message is sent to the owner's parent.



## 7 Casual Clothes Day Requirements

When the College permits casual clothes days, students must wear appropriate clothing and footwear for that day. Shoulders must be covered, a school hat must be worn (UV 3 or above), and closed/appropriate footwear must be worn (thongs/flip-flops, slides, and Crocs are not considered suitable footwear).


## 8 Differentiation

As an inclusive school, we are keen to discuss with your family ways in which we can accommodate your child and their sense of belonging. Please don't hesitate to ask the manager of the Scotch Shop for options to cater to sensory needs, wool allergies, non-binary or transgender identity, or other physical needs.

**Note:** Further special uniform and jewellery considerations may be directed to Mitcham Campus Leadership on a case-by-case basis.

## 9 Uniform Infringements (Parents and caregivers)

If a student is not dressed in the correct uniform, a parent or caregiver must contact the school or the student's Home Group teacher as soon as possible. The College expects all students to adhere to the uniform policy by wearing the correct uniform at the agreed-upon times. Students who fail to meet these expectations or who wear their uniform inconsistently may not be able to represent the College in events or activities that day. Open communication is essential to ensure that all students are dressed appropriately for school, and we appreciate parents' and caregivers' cooperation in maintaining a positive and consistent uniform standard for all students.



## 10 Appendix



AFL



Soccer/ Hockey



Netball



Basketball



Cricket / Tennis / Volleyball